

QUANT ANALYZER REPORT

Trust_BTC_WolfWave_Trader_USD_H4_StrategyTester

Source: MT4Report

Symbol **BTCUSD** Period **H4 : 08.01.2016 - 22.09.2016**
 Initial deposit **500.0**
 Parameters -

TOTAL PROFIT

\$ 352.88

PROFIT IN PIPS **46872700 PIPS**
 YRLY AVG PROFIT **\$ 470.44**
 YRLY AVG % RET **94.09 %**
 CAGR **70.58 %**

# OF TRADES	SHARPE RATIO	PROFIT FACTOR	RETURN / DD RATIO	WINNING %
283	0.87	15.22	27.87	83.39 %
DRAWDOWN	% DRAWDOWN	DAILY AVG PROFIT	MTHLY AVG PROFIT	AVERAGE TRADE
\$ 12.66	2.09 %	\$ 1.78	\$ 39.21	\$ 1.42

generated by Quant Analyzer



MONTHLY PERFORMANCE (\$)

Year	Jan	Feb	Mar	Apr	May	Jun	Jul	Aug	Sep	Oct	Nov	Dec	YTD
2016	96.24	9.98	0	0	-4.54	75.14	8.43	97.53	70.1	0	0	0	352.88

STATS

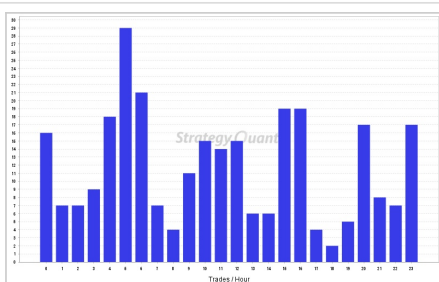
Strategy

Wins/Losses Ratio	5.02	Payout Ratio (Avg Win/Loss)	3.03	Average # of Bars in Trade	0
AHPR	0.19	Z-Score	-10.76	Z-Probability	99.9 %
Expectancy	1.25	Deviation	\$ 1.38	Exposure	-999999999 %
Stagnation in Days	132	Stagnation in %	50.97 %		

Trades

	# of Wins	236	# of Losses	47	# of Cancelled/Expired	0	
Gross Profit	\$ 377.69	Gross Loss	\$ -24.81	Average Win	\$ 1.6	Average Loss	\$ -0.53
Largest Win	\$ 6.01	Largest Loss	\$ -3.29	Max Consec Wins	70	Max Consec Losses	11
Avg Consec Wins	15.73	Avg Consec Loss	3.36	Avg # of Bars in Wins	0	Avg # of Bars in Losses	0

CHARTS



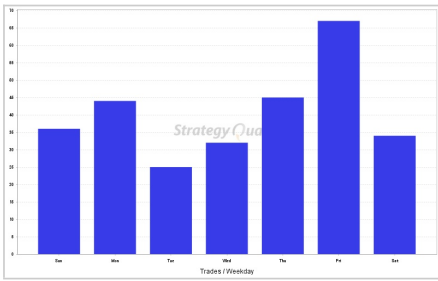
Trades by hour




P/L by weekday



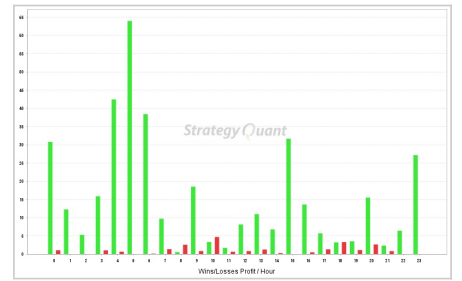
Wins/Losses by month




Trades by weekday



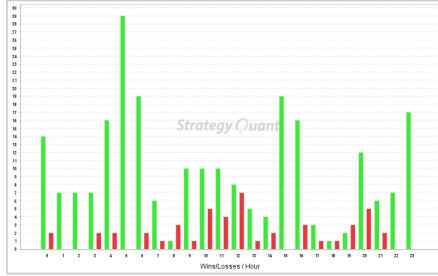
P/L by year



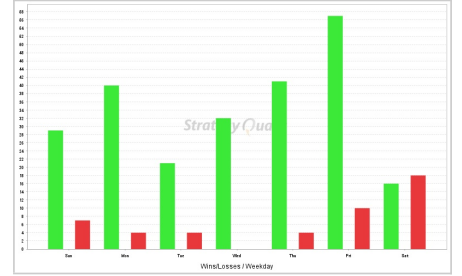
Wins/Losses Profit by hour



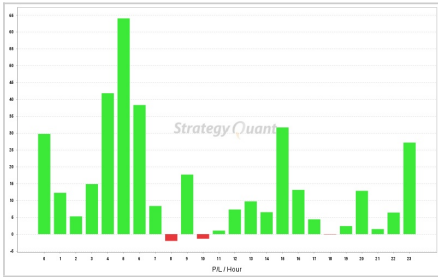
Trades by year



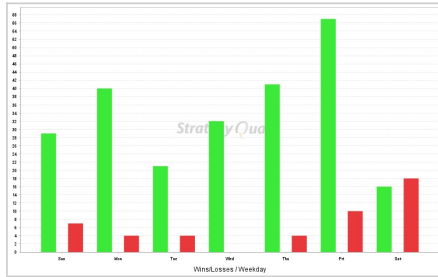
Wins/Losses by hour



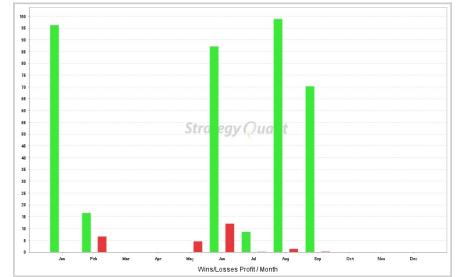
Wins/Losses by weekday



P/L by hour



Wins/Losses by weekday



Wins/Losses Profit by month

Report generated by Quant Analyzer